




APARTMENT BLOCK F - MATERIALITY - SOUTH ELEVATION
1 : 50



MATERIALS SELECTION

EXTERNAL WALL FINISHES

BRICK - WHITE MORTAR



RENDER



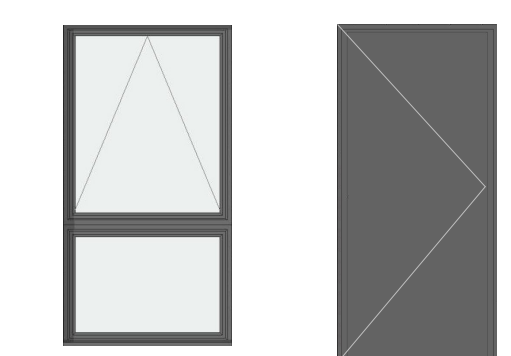
ROOF FINISHES

CLAY TILE




WINDOWS & EXTERNAL DOORS FINISHES

ALUMINIUM FRAME/SILL

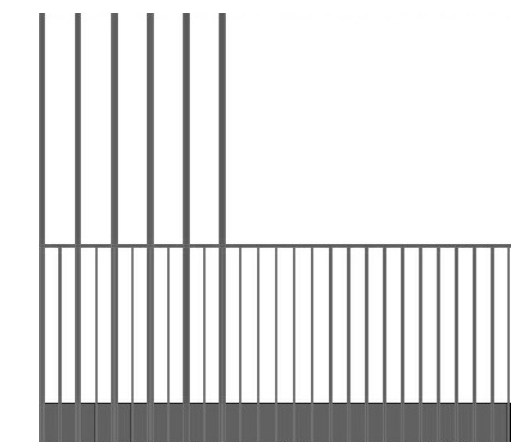


METAL & GLAZED IN WALL PANELS SYSTEM




BALCONIES AND LOUVERS

PAINTED MILD STEEL

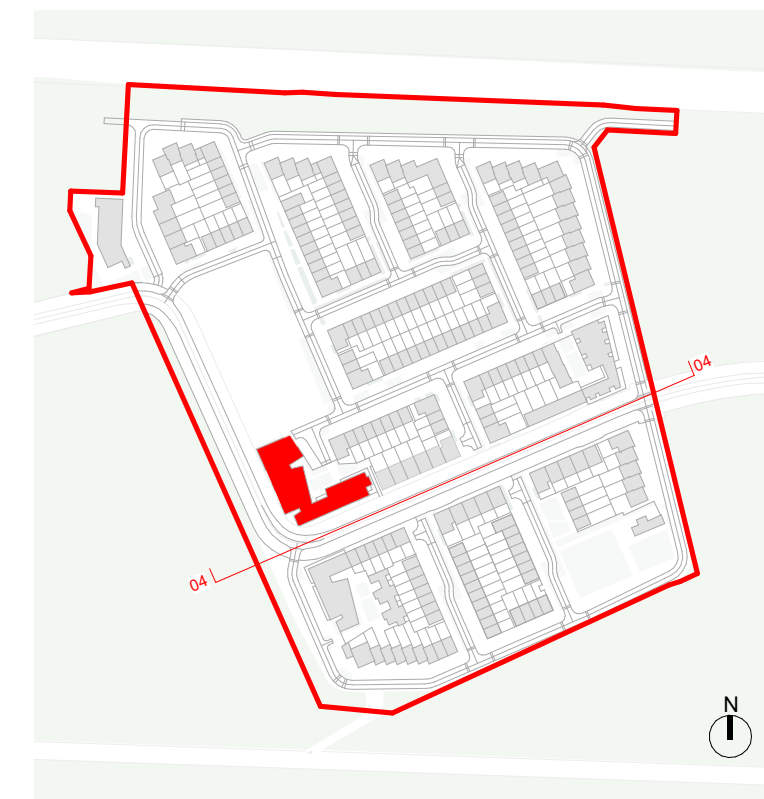


FRONT GARDEN & BINS STORE

BRICKS & PAINTED MILD STEEL BALUSTRADE



PROPOSED SITE SECTION 4 - 1:500



GENERAL NOTES:

- DRAWING TO BE READ WITH REFERENCE TO THE FOLLOWING ASSOCIATED DRAWINGS AND INFORMATION:
- 0000 SERIES DRAWINGS: EXISTING SITE INFO
 - 1000 SERIES DRAWINGS: PROPOSED SITE LAYOUT INFO
 - 2000 SERIES DRAWINGS: PROPOSED ELEVATIONS INFO
 - 3000 SERIES DRAWINGS: PROPOSED SITE/ LONGITUDINAL SECTIONS
 - 4000 SERIES DRAWINGS: GA DRAWINGS/ UNIT TYPES INFO
 - 5000 SERIES DRAWINGS: PROPOSED MATERIALITY
 - 6000 SERIES DRAWINGS: HQA AND ASSOCIATED SCHEDULE OF INFO
 - 8000 SERIES DRAWINGS: ARCHITECTURAL DESIGN STATEMENT

REVISION	DATE	NOTES	REVISION	DATE	NOTES	DRG NO:	KSG4	DTA	ZZ	ZZ	DR	A	5007	SCALE:	As Indicated @ A1
A			F											JOB NO:	2301-KSG-4
B			G											SERIES:	PLANNING APPLICATION
C			H											DATE:	28/03/25
D			I											DRAWN:	CF
E			J											CHECKED:	JM

PROJECT: KISHOGE PART 10 APPLICATION

DRAWING: SITE 4 - MATERIALITY - APARTMENT BLOCK F - SHEET 02